




PORTACOOL PORTABLE EVAPORATIVE COOLERS



PORTACOOL®

WHEN COMFORT COUNTS®



HEAT STRESS AWARENESS

Safety is more than a state of mind or philosophical approach – safety is a responsibility that businesses have to each of their employees. The goal is for each worker to return home safely at the end of the workday.

- 1. Be aware of temperatures >32°C
- 2. Acclimatization is key
- 3. Choose weather-smart attire
- 4. Stay hydrated
- 5. Schedule rest breaks
- 6. Implement a buddy system



HEAT STRESS PERFORMANCE

Productivity is a crucial word in today’s business climate. It can be a contributing factor to a company’s success or failure. A cool working environment isn’t an extravagance. It is a key component to combating the toll heat takes on worker productivity.

| Effective Temp | Loss in Output | Loss in Accuracy |
|----------------|----------------|------------------|
| 24° | 3% | Negligible |
| 27° | 8% | 5% |
| 29° | 18% | 40% |
| 32° | 29% | 300% |
| 35° | 45% | 700% |
| 38° | 62% | >> |
| 41° | 79% | ->> |

WORKER ERRORS CAN INCREASE 92% WITH AS LITTLE AS A 8°C INCREASE IN WORKPLACE TEMPERATURE.

Study for NASA. *Comfort Conditioning the Plant with Evaporative Cooling.* Plant Engineering pg.76 Joseph Marg and "Evaporative Air Conditioning Handbook." John Walt, PE and Will Brown PE 3rd edition pg 201.

PORTACOOOL CAN HELP!

Portacool portable evaporative coolers are designed to provide comfort to any hot area. Our products are designed with safety, productivity, sustainability and total cost of ownership in mind.

SAFETY

According to a U.S. regulatory organization, one employee heat-related injury can have an indirect cost of more than \$25,000 to a company.

PRODUCTIVITY

A NASA study found when temperatures are higher than 29°C, employee output drops by 18% and errors increase by 40%.

TOTAL COST OF OWNERSHIP

It is estimated you will spend only \$31 per month powering a Portacool evaporative cooler. There are no installation costs - the product is ready to use right out of the box.

SUSTAINABILITY

Cool more than 280 m² for less than \$1 a workday depending on regional electrical prices.

FREQUENTLY ASKED QUESTIONS

How do I clean my Portacool evaporative cooler?

Start by draining the evaporative cooler. All Portacool evaporative coolers come with a large 2" drain on the bottom. Locate the drain, unscrew the cap and allow water to drain. Ensure the Kuul evaporative media is completely dry, then remove and wipe down the inside of the evaporative cooler - use a shop vac to remove any remaining water. Replace the evaporative media and fill reservoir before use.

Can the fan and pump operate separately?

Yes, the fan and pump motors are separate systems. You can run one without the other with no damage to the product.

What happens if my evaporative cooler runs out of water?

All Portacool Jetstream evaporative coolers come with an automatic low water shut off. When the evaporative cooler is out of water, a red light will illuminate on the control panel and the pump will shut off.

What is the Kuul Effect™?

The Kuul Effect is a proprietary unit of measure that takes into account volume, velocity and efficiency to illustrate just how much comfort your evaporative cooler will deliver.

What is the warranty on my Portacool evaporative cooler?

All Portacool evaporative coolers come with Portacool Protect™. It brings together our commitment to service and support in the form of best-in-class warranties, technical support and live customer service to provide our customers with an ownership experience that is second to none. See your products' Owner's Manual for exact warranty information.



How much humidity will be added to my environment?

Factors ranging from relative humidity and temperature to dry bulb and wet bulb conditions can effect exactly how much humidity evaporative cooling contributes to an environment. When used properly with adequate ventilation to fresh air, Portacool portable evaporative coolers typically do not add enough humidity to be felt or seen. The humidity increase is negligible. For ideal operation, your Portacool evaporative cooler should be used in an open (large warehouse/shop, patio) or mostly open (garage with doors open) location. The Kuul evaporative media used in all Portacool evaporative coolers is designed to Portacool's exact performance specifications to provide the most effective evaporation efficiency possible.


Do the use of portable evaporative coolers cause Legionnaires' disease?

No. Legionnaires' Disease is caused by inhaling bacteria from a misting source that has been contaminated by legionella. Legionella bacteria is found in warm, stagnant water environments like hot tubs and larger plumbing systems. Given that portable evaporative coolers are not misters and that the water is moved constantly by a pump when in use, they do not create an environment conducive to the growth of legionella bacteria. To ensure the water in your portable cooler is fresh, always drain any residual water in the portable cooler's reservoir between uses and before storage for the season. This will help prevent bacteria growth by eliminating any source of stagnant water.

NEED MORE INFORMATION?

Find more information about Portacool online at
www.portacool.com

- Keep up-to-date on new product releases
- See enhanced product content
- Find distributors and rental locations
- Download literature
- Order replacement parts and accessories
- Read customer testimonials
- Watch Portacool-related videos



PORTACOOOL JETSTREAM™

Engineered to up the cooling ante



FEATURES


- Molded in handles
- Liquid Level Indicator
- Low water shut off
- ELCI/GFCI plug
- One piece housing
- Dual water fill
- Extra large drain

3

Year warranty on
motor and electrical
components

∞

Lifetime warranty
on all molded
 housings



JETSTREAM SERIES

JETSTREAM 270


| | |
|---------------------|--|
| Air delivery | 22,500 CFM / 38,228 m ³ /hr |
| Velocity | 26 mph / 42 kph |
| Amps | 15.2 |
| Speeds | Variable |
| Cooling capacity | 5,625 s.f. / 523 m ² |
| Water reservoir | 65 G / 246 L |
| Dimensions (inches) | 90 H x 78 W x 36 D |
| Dimensions (cm) | 229 H x 198 W x 91 D |
| Weight | 278 lb / 126 kg |
| Decibel level | High - 80 / Low - 58 |
| Stock number | PACJS270 |
| Kuul Effect | 39 |



JETSTREAM 260

| | |
|---------------------|--|
| Air delivery | 12,500 CFM / 21,238 m ³ /hr |
| Velocity | 25 mph / 40 kph |
| Amps | 9.3 |
| Speeds | Variable |
| Cooling capacity | 3,125 s.f. / 290 m ² |
| Water reservoir | 60 G / 227 L |
| Dimensions (inches) | 77 H x 63 W x 30 D |
| Dimensions (cm) | 196 H x 160 W x 76 D |
| Weight | 212 lb / 96 kg |
| Decibel level | High - 78 / Low - 65 |
| Stock number | PACJS260 |
| Kuul Effect | 26 |





JETSTREAM 250

| | |
|---------------------|---------------------------------------|
| Air delivery | 8,500 CFM / 14,441 m ³ /hr |
| Velocity | 24 mph / 39 kph |
| Amps | 6.6 |
| Speeds | Variable |
| Cooling capacity | 2,125 s.f. / 197 m ² |
| Water reservoir | 55 G / 208 L |
| Dimensions (inches) | 70 H x 52 W x 30 D |
| Dimensions (cm) | 178 H x 132 W x 76 D |
| Weight | 191 lb / 87 kg |
| Decibel level | High - 78 / Low - 56 |
| Stock number | PACJS250 |
| Kuul Effect | 21 |



JETSTREAM 240

| | |
|---------------------|--------------------------------------|
| Air delivery | 4,500 CFM / 7,645 m ³ /hr |
| Velocity | 29 mph / 47 kph |
| Amps | 8.3 |
| Speeds | Variable |
| Cooling capacity | 1,125 s.f. / 105 m ² |
| Water reservoir | 50 G / 189 L |
| Dimensions (inches) | 59 H x 40 W x 24 D |
| Dimensions (cm) | 150 H x 102 W x 61 D |
| Weight | 134 lb / 69 kg |
| Decibel level | High - 76 / Low - 65 |
| Stock number | PACJS240 |
| Kuul Effect | 17 |

REPLACEMENT PARTS

| Product | Motor | Pump | Media | Casters | Controls |
|-------------|-----------------|--------------|--------------|--------------|--------------|
| PACHR3701F1 | PARMTRH3700A | PARPMP01620B | PARKULH37000 | PARCSTH370F0 | PARCTLH00000 |
| PACHR3601A1 | PARMTRH3600A | PARPMP01640A | PARKULH36000 | PARCSTH360F0 | PARCTLH00000 |
| PACJS2701A1 | PARMTRJ2700A | PARPMP01710A | PARKULJ27000 | PARPACCST800 | PARCTLJ27000 |
| PACJS2601A1 | PARMTRJ2600A | PARPMP01710A | PARKULJ26000 | PARPACCST600 | PARCTLJ26000 |
| PACJS2501A1 | PARMTRJ2500A | PARPMP01710A | PARKULJ25000 | PARPACCST600 | PARCTLJ25000 |
| PACJS2401A1 | PARMTRJ2400A | PARPMP01410A | PARKULJ24000 | PARPACCST400 | PARCTLJ24000 |
| PACJS2301A1 | PARMTRJ2300A | PARPMP00020A | PARKULJ23000 | PARPACCST400 | PARCTLJ23000 |
| PACJS2201A1 | PARMTRJ2200A | PARPMP00020A | PARKULJ22000 | PARPACCST400 | PARCTLJ22000 |
| PAC2K482S | MOTOR-010-01 | PARPMP01640A | PARKULJ27000 | PARPACCST800 | CTRL-2SPD-01 |
| PAC2K36HPVS | MOTOR-012-05 | PARPMP01640A | PARKULJ26000 | PARPACCST400 | CTRL-VS-01 |
| PAC2K363S | MOTOR-012-02STA | PARPMP01640A | PARKULJ26000 | PARPACCST400 | CTRL-3SPD-02 |
| PAC2K361S | MOTOR-012-01STA | PARPMP01640A | PARKULJ26000 | PARPACCST400 | CTRL-1SPD-01 |
| PAC163SVT | MOTOR-012-04E | PARPMP01410A | PARKULJ24000 | PARPACCST400 | CTRL-3SPD-02 |
| PAC2KCYC01 | PARMTRCY130A | PARPMPCYC00A | PARKULCYC300 | PARPACCST300 | CTRL-2SPD-01 |
| PACCYC02 | PARMTRCY120A | PARPMPCYC00A | PARKULCYC200 | PARPACCST300 | CTRL-2SPD-01 |


**DON'T SEE WHAT YOU ARE LOOKING FOR?
CONTACT US AT EUROPE@PORTACOO.COM**

REPLACEMENT KUUL COMFORT™ EVAPORATIVE MEDIA


Kuul Comfort™ evaporative media is designed and made exclusively to meet the exact performance requirements of Portacool portable evaporative coolers. Our media features an exclusive mix of superior raw materials and a proprietary application of geometrical, intelligent design to create the optimal cooling experience. Kuul Comfort evaporative media is the driving force behind our superior cooling performance.

For best results:

- Follow instructions for Kuul Comfort evaporative media as specified in the Owner's Manual of your Portacool® evaporative cooler.
- In areas where hard water is present, Portacool recommends using Portacool Hard Water Treatment™ to help reduce calcium-scale buildup to extend the life of your evaporative media.
- For cleaning and maintenance purposes, remove the Kuul® evaporative media periodically and spray with a garden hose or wipe down with a soft bristled brush thoroughly to maintain performance and longevity.



TheKuulEffect.com



PORTACOOL®

WHEN COMFORT COUNTS®



VISIT PORTACOOL.COM
OR EMAIL EUROPE@PORTACOOL.COM
FOR MORE INFORMATION



COOLING
GENERATED BY

